



22 Leith Close

, London, NW9 8DE
£1,600 (From) PCM

****A SPACIOUS ONE BEDROOM GROUND FLOOR MAISONETTE WITH OWN GARDEN**** A lovely maisonette which benefits from a kitchen/diner and direct access to its own private rear garden. The property is located conveniently to Wembley Park Metropolitan/Jubilee Line Station with the new London Designer Outlets nearby. AVAILABLE TO VIEW NOW

- MAISONETTE
- GROUND FLOOR
- OWN GARDEN
- ONE BEDROOM
- NEAR TO WEMBLEY PARK
- RECENTLY DECORATED
- SEPERATE KITCHEN
- AVAILABLE NOW

Viewing

Please contact our Bryan Maher & Co Office on 020 8904 8904 if you wish to arrange a viewing appointment for this property or require further information.




1



1



1

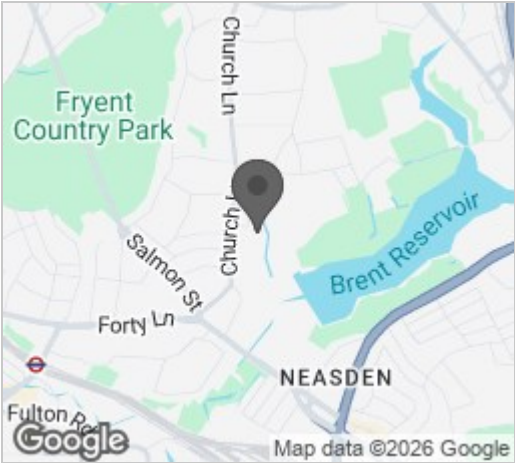


C

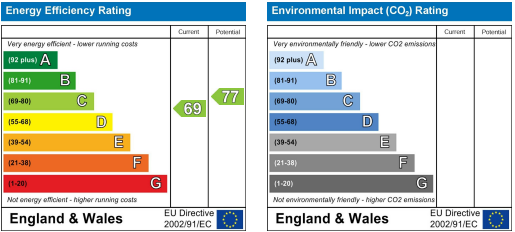
Floor Plan



Area Map



Energy Efficiency Graph



These particulars, whilst believed to be accurate are set out as a general outline only for guidance and do not constitute any part of an offer or contract. Intending purchasers should not rely on them as statements of representation of fact, but must satisfy themselves by inspection or otherwise as to their accuracy. No person in this firms employment has the authority to make or give any representation or warranty in respect of the property.